
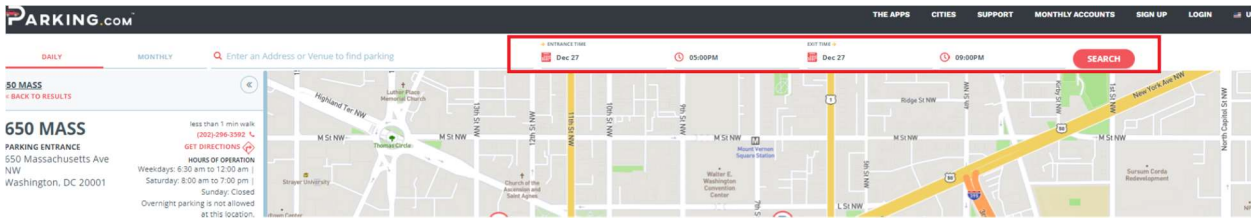


# Access Code Instruction

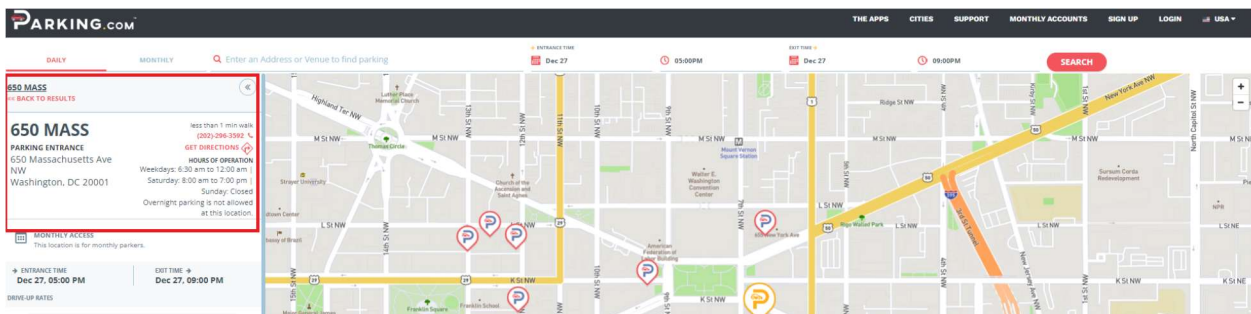
1. Visit parking.com and search “650 Mass” under DAILY and click enter.



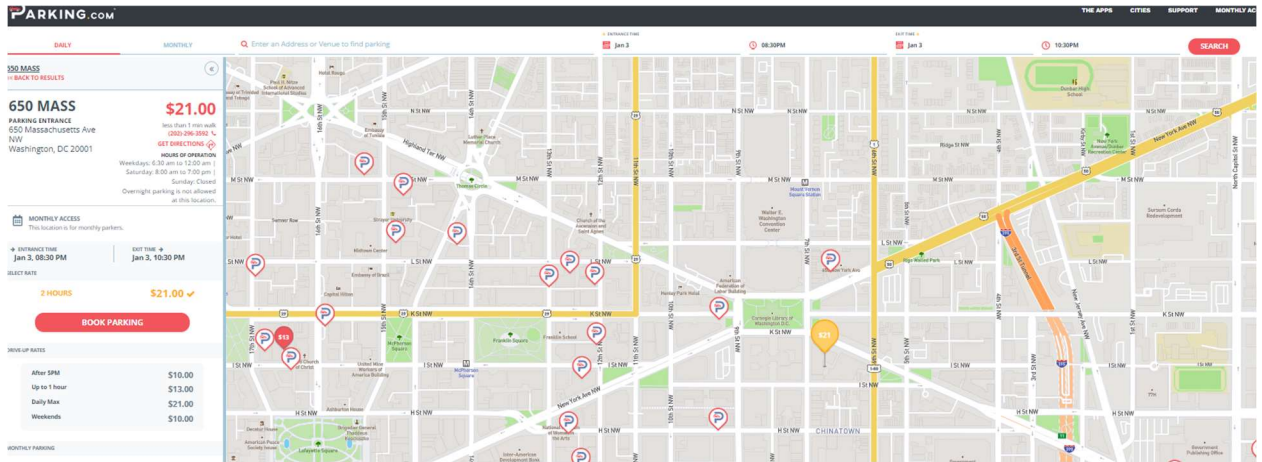
2. On the top right of the next screen, enter the date and time of your entry and exit hours. GU Students receive a discounted rate of \$8 after 4:30pm weekdays and all day on Saturdays. Please be advised that the exit time cannot be longer than the listed closing time.



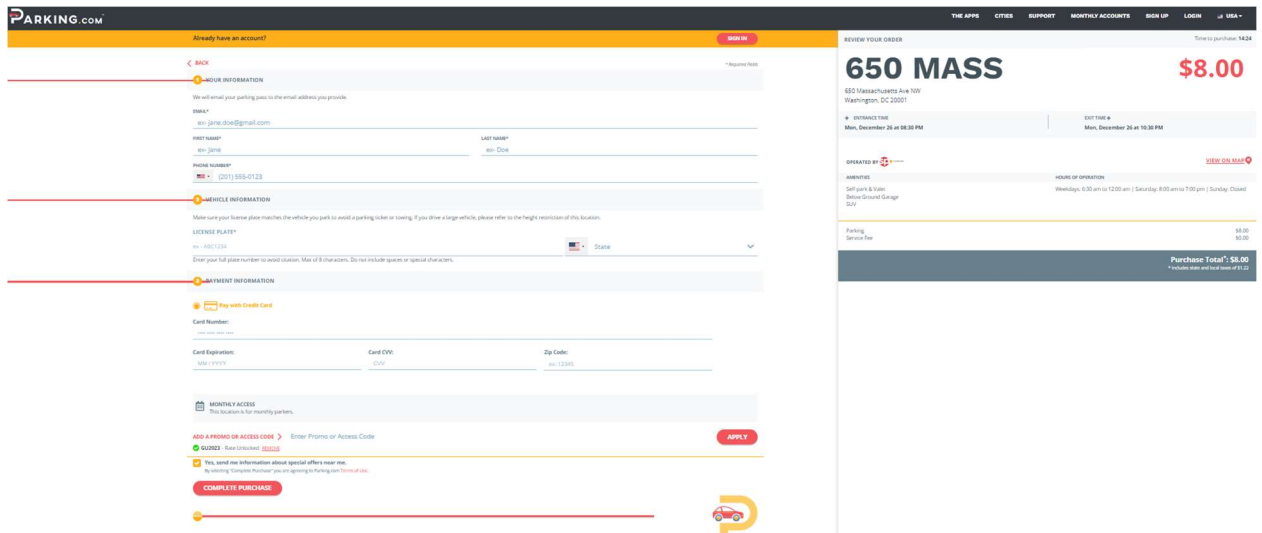
3. Garage Operating Hours are on the left side of the screen and access code can be used during business hours only. Please be advised that the exit time cannot be longer than the listed closing time.



- Once the date and time are selected, please click on **BOOK PARKING** and enter access code **“GU2023”** to access the \$8 rate on the next page.



- On the next screen, you will be prompted to enter your information, vehicle information and payment information. Please enter code **“GU2023”** under **“ADD A PROMO OR ACCESS CODE”** found at the bottom of the screen to access the \$8 discounted rate. Once payment is completed, you will be sent a reservation number that will need to be presented to the attendants upon entry.



If you have any questions or issues, please email the managers listed below.

Kerima Mohammed at [kmohammed@spplus.com](mailto:kmohammed@spplus.com)